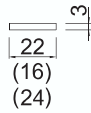
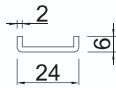


FECHADURA PORTA DE GIRO

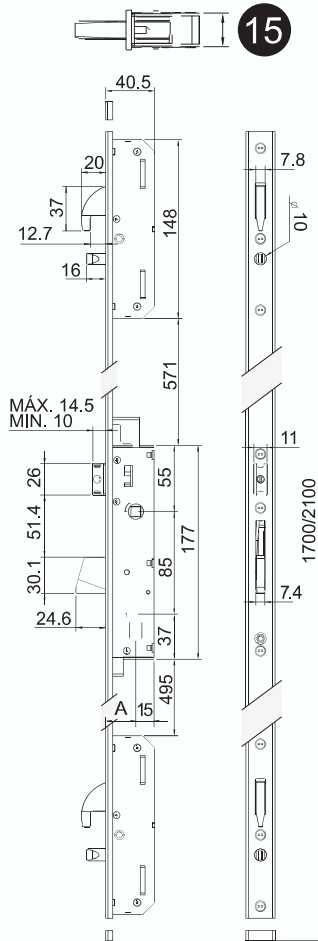
745-U

745



745-U
745

FECHADURA
TRIPLA ALTA SEG.



A	B	C	D	Ø		
25	30	35	85	177	495	8

