

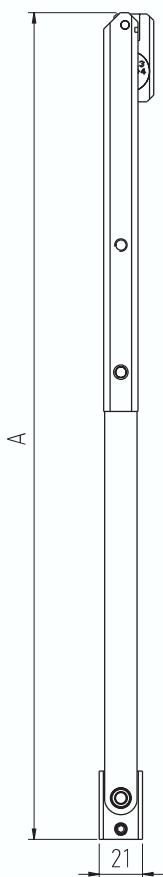
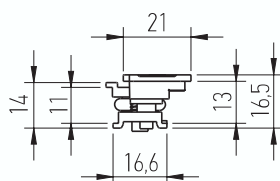
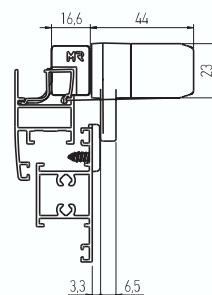
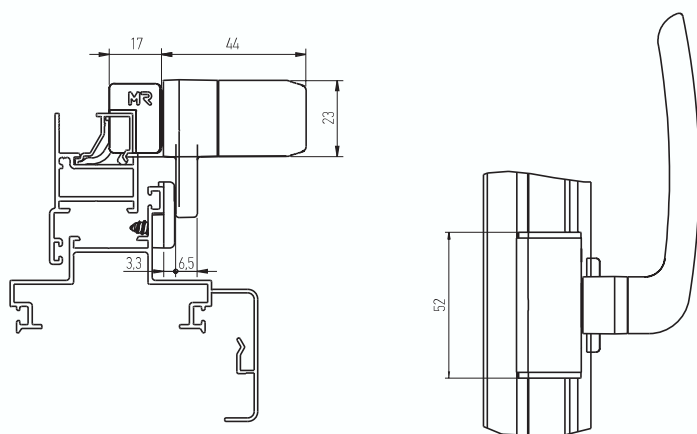
# FECHO / BRAÇO DE MAXIM AR



MRI81



MRM83



REF.	A (mm)	FOLHA		
		ALTURA M XIMA	LARGURA M XIMA	CARGA M XIMA
<b>BRA-I10</b>	180	300	900	4,2kg
<b>BRA-I11</b>	250	450	900	7,4kg
<b>BRA-I12</b>	400	650	900	8,8kg
<b>BRA-I13</b>	600	900	900	13kg
<b>BRA-I14</b>	750	1100	900	16kg

REF.	A (mm)	FOLHA		
		ALTURA M XIMA	LARGURA M XIMA	CARGA M XIMA
<b>BRA-I10</b>	180	300	900	4,2kg
<b>BRA-I11</b>	250	450	900	7,4kg
<b>BRA-I12</b>	400	650	900	8,8kg
<b>BRA-I/M15</b>	600	900	900	13kg
<b>BRA-I/M16</b>	750	1100	900	16kg